



A fully automatic cut-off machine, designed for maximum user-friendliness

Axitom-5 is designed for 350 mm / 14" dia. cut-off wheels, equipped with a powerful motor, 2 automatic cutting tables and the advanced ExciCut feature. All functions are controlled by only two keys, making operation extremely user-friendly.



Spacious cutting chamber with LED lighting
2 automatic cutting tables

User-friendly operation with 3-axes joystick and multi-function knob

ExciCut - for faster cutting or cutting of harder materials without heat damage

AxioCut - for cutting of extra deep workpieces

MultiCut - for automatic serial cutting of parallel sections

OptiFeed - optimised feed for fastest cutting without damage to sample or wheel

AxioWash* - automatic cleaning program to clean the inside of the machine

Database function - for saving up to 10 cutting methods

*) Patent EP 1965947B1



Axitom-5 cutting modes

Direct Cut -the classic cutting mode

Direct Cut is the classic cutting mode, where the cut-off wheel moves straight down into the workpiece using the pre-set feed speed.

ExciCut -for cutting of the hardest materials

ExciCut uses an oscillating movement of the cut-off wheel to reduce the contact area between cut-off wheel and workpiece.



This enables cutting of very hard materials in very large sizes, and also the use of harder cut-off wheels, which increases the lifetime of the wheels, thus reducing costs. The ExciCut technology was invented by Struers more than 20 years ago, and appears on Axitom-5 in a highly refined version.

AxioCut Step -for sectioning of extra large workpieces

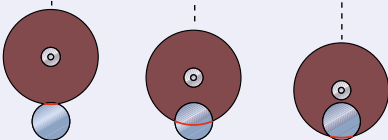
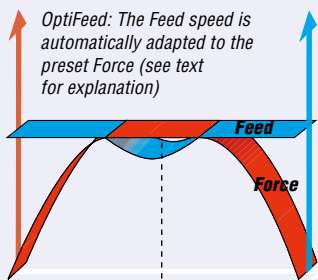
Axitom-5 uses a movement of the automatic y-table to enhance the cutting capacity. The table has a movement of 150 mm (5.9"), and the possible sample size to be cut is such increased by the same amount. We have implemented the AxioCut Step mode on the Axitom-5, offering a fast cutting mode of large workpieces.



OptiFeed -for protection and speed

Struers has developed OptiFeed to eliminate the risk of damage to workpiece or cut-off wheel when cutting materials with varying cross-sections or composition. OptiFeed is designed to optimise the feed speed without sacrificing the quality of the cut or good wheel economy.

During cutting, Axitom-5 continuously measures the load on the cutting arm. The pre-set Feed and Force values are interpreted as maximum values. As soon as the set force limit is reached, the feed speed will be reduced to avoid damage. What is unique about OptiFeed is that it will increase the Feed rate again as soon as the Force is decreasing.



OptiFeed is ideal for cutting of workpieces with varying cross-sections or heterogeneous composition. Variations in such workpieces might otherwise require frequent changes in the feed speed setting and as such pose a problem to many operators.

Maximum size cutting chamber

The cutting table of Axitom-5 has a size of 591 x 492 mm (23.3 x 19.4"). With the automatic tables a movement of 100 mm (4") in x-direction and 150 mm (5.9") in y-direction can be added. This allows for very large workpieces to be positioned and clamped on the cutting table of the Axitom-5.

Also the space underneath the cut-off wheel is very large. Workpieces up to 200 mm (8") high can be placed underneath a new cut-off wheel.

The available space below the cut-off wheel not only allows for clamping of very high samples, it also makes possible to place additional clamping tools in the cutting chamber and still allow to cut the maximum size of workpiece that the cut-off wheel can handle.

The Cutting Diagram under Technical Data shows the maximum possible sample size that can be cut without and with the automatic y-table.

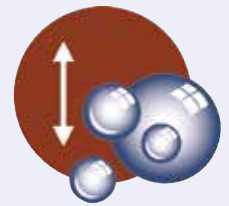
MultiCut -for demanding customers

With the automatic x-table we open up for unseen possibilities. A total of 4 Multi-Cut modes are available on Axitom-5 machines equipped with the automatic table.

MultiCut-1 is the standard cutting mode where slices of equal thickness can be programmed. Additionally the thickness of the cut-off wheel is saved so no calculations are necessary. Simply enter the thickness and the num-



Perfect user-friendliness. The cut-off wheel and the two automatic cutting tables are positioned through an easy to use 3-axial joystick.



ber of slices and press Start. Because of the AutoStop function Axitom-5 will stop after the workpiece has been cut through and continue to the next cut automatically. The display will indicate how many slices of the pre-set number are cut, and of course it will not be possible to program thicker slices or higher numbers than the actual travel of the x-table allows.

MultiCut-2 is the same as above, apart from the possibility of programming slices of different thickness. When testing demands slices of different thickness then that is the perfect solution.



MultiCut-3 is something completely new. Instead of programming the thickness of a slice, a certain position is programmed.



This is used for the cutting of manufactured items that have to be examined in certain fixed positions. Instead of calculating the distance between one cut and the next, simply enter the positions on the workpiece from a technical drawing starting from a common 0-point.

MultiCut-4 is the most intuitive and user-friendly MultiCut mode. Simply clamp the workpiece on the cutting table, use the joystick to position the workpiece correctly under the wheel and the wheel in the correct distance above the workpiece and press Enter to record the cutting position. Go to the next position, press Enter, and continue doing so for the other positions as well. Then simply press Start and all cuts are carried out in their correct succession.



This mode is also called: Learning Mode. As also the distance of the cut-off wheel to the workpiece is recorded, very irregular parts can be cut in the shortest possible time.

Together with the built-in database function MultiCut-4 allows for fast changes between cutting programs for different work pieces and thus high productivity.

All cutting parameters can be seen on the display. Here showing the unique MultiCut-4, also called the Learning Mode

User-friendly controls

Two well-proven controls are used on the Axitom-5:

- **The joystick** is very robust, designed for production environments. It can be moved in 3 different axes, controlling the cut-off wheel and both the x- and y-table. Positioning the cut-off wheel and the cutting tables is very easy and controlled by one single control.
- **The Multi-function knob** is used for setting all cutting parameters, and can be operated even with working gloves.

Large graphical display

On Axitom-5 we introduce a new, large graphical display with a resolution of 640 x 480 pixels. This allows us to display even more information in an easy to read manner, making sure that all necessary data is right where it should be.

All the cutting parameters can be seen on the display at one glance, and are easily accessible through the multi-function knob.

The graphic display of the cutting conditions during the cutting process makes it possible even from a distance to see if everything is working correctly.


AxioWash

We know from experience that maintenance and cleaning are two of the most difficult issues for the users of our equipment. Therefore we have now built an automatic cleaning function into Axitom-5. This pioneering cleaning function is called AxioWash (pat. pend.).

After the automatic cleaning is finished the user only has to clean the horizontal surfaces inside the chamber and the machine is ready for the following day. When AxioWash is used every day, only a minimum of effort is needed to keep the machine in perfect shape.



Simply select AxioWash, set the required time and leave the machine to clean itself. In this way AxioWash releases operator time.





Database function

Up to 10 different cutting methods can be saved with all the individual cutting parameters.


These programs can be recalled at any time, and especially with MultiCut-4 this provides many advantages.

With MultiCut-4, all cutting positions, with both X- and Z-values, are saved. That allows for rapid changing between cutting programs of differently shaped work pieces without having to reprogram all parameters and positions.

While the automatic X-table moves the work piece into the correct X-position, the cut-off wheel is moving into the correct starting height before each cut, saving a lot of precious cutting time.

CUTTING METHOD: 1	
Cut	MULTI CUT 4
Feed	Cutting position: Sample 2: 32.5 / 32 mm
Stop	Sample 3: 53.1 / 18 mm
Forc	Xpos./Zpos. Sample 4: 69.3 / 74 mm
Moti	Absolute X-position: 69.3 mm
Moti	X-table start pos.: 9.5 mm
	No of cuts: 4
	Move to
	←/ Insert pos. F/ Clear all E/ start pos.

In MultiCut-4 both X- and Z-values for all cutting positions are recorded.



Struers
Axitom-5
Version 2.01

SERVICE INFO:

Total operation time:	2900 h
Time since last service:	1400 h
Time until next service:	100 h
SMM connected:	Yes

Axitom-5 contains software offering valuable information to the user about the status of the machine.

Bandfilter unit

With Axitom-5, an advanced band filter unit, Coolimat-200, is offered. This recirculation cooling system offers a combination of unprecedented safety features, high capacity and maximum flexibility.

With the Coolimat-200, swarf is automatically separated from the coolant. It offers a choice between high or medium volume pump to cater for various cutting volumes. A second pump can be connected in order to serve two cutting machines with a single Coolimat-200. An emergency stop button and cover safety switch have been added to maximize safety. Other features include: left/right side configuration, water level indicator and optional magnetic filter.

Additionally, Coolimat-200 comes with a large 200 l tank and 500 m filter paper roll. As a result, the Coolimat-200 is a high capacity and low-maintenance machine that requires only the occasional change of filter paper and coolant replacement.

Please see separate brochure for more information.

Maintenance monitoring

Axitom-5 is equipped with software offering monitoring functions to inform the user about the status of the machine. At every power-up of the Axitom-5 the total operation time, the time since and until the next service are displayed. This is valuable information for the operator. Regular service extends the total lifetime and ensures the uptime of the machine.



Coolimat-200 for Axitom-5, equipped with 200 l tank, band filter and Cooli-2 control unit.

Clamping tools

Struers designs solid and easy to use clamping tools to meet any purpose.

We offer an extensive programme of clamping tools to fit regularly as well as irregularly shaped workpieces:

- Quick-clamping tools
- Jaw blocks
- T-slot turntable
- Vertical clamping tools
- Chain spanners
- Adjustable support blocks
- Sliding rail for vertical clamping tools

Please see separate brochure for more information.



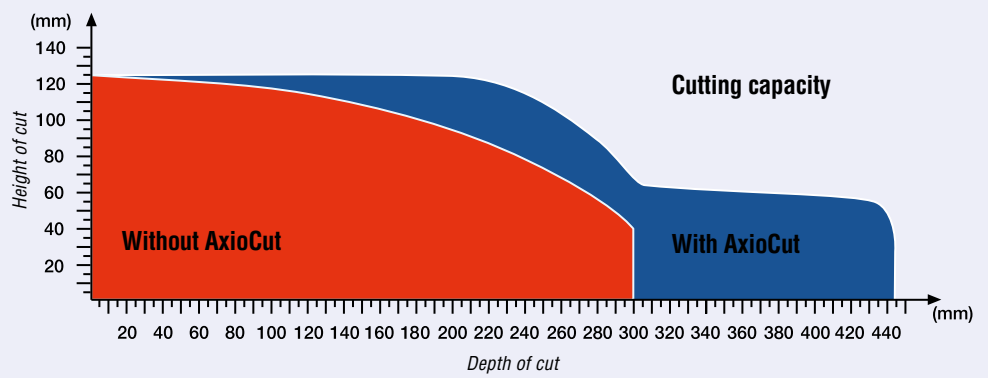
Turnable T-slot table for angular cutting, and jaw blocks for round workpieces.



Adjustable support blocks (turnable, horizontally and vertically adjustable), and vertical clamping tools (optional Arm Extension).

Technical Data

NB: Please note that the actual cutting capacity depends on the material type and the cut-off wheel wear. It is also important to mention that the cutting capacity cannot be fully utilized when using the quick clamping devices. More flexible clamping tools have to be used to utilize the maximum cutting capacity.



Subject	Specification				
CUTTING SPECIFICATIONS					
Metric / Imperial					
Workpiece Dim. (max)	Height	200 mm / 7.9"			
	Width	650 mm / 25.6"			
	Depth	440 mm / 17.3"			
	Workpiece protruding cutting Chamber*				
	Height	120 mm / 4.7"			
	Depth	170 mm / 6.7"			
	*requires extension box (accessory)				
Cutting Capacity (max)	Max. workpiece diameter	ø125 mm / 4.9"			
	Max. size of cut for irregular workpieces	Please refer to above Cutting Diagram			
PHYSICAL SPECIFICATIONS					
Cutting Motor	Cutting power S1	5.5 – 6.5 kW			
	Cutting power S3	7.7 – 9.2 kW			
	Maximum power	11 - 13 kW			
Cut-off Wheel	Diameter x Thickness x Centre-hole	350 x 2.5 x 32 mm / 14 x 0.12 x 1.26"			
	Rotational speed (at rated load)	1950 rpm			
Positioning & Feed	Positioning range (of cut-off wheel)	0-300 mm			
	Max. height of sample underneath cut-off wheel	200 mm			
	Max. positioning speed	50 mm/sec			
	Feed Speed range (adjustable in steps of)	0.05 – 5 mm/s / 0.002 – 0.2"/s (0.05 mm/s) / (0.002"/s)			
	Cutting force	50-700 N / 10-150 lbf			
Cutting table	Width x Depth	591 x 492 mm / 23.3 x 19.4"			
	T-slots	12 mm			
Dimensions and Weight	Height	1745 mm / 5' 9"			
	Width	1155 mm / 3' 9"			
	Depth	1305 mm / 4' 4"			
	Weight	758 kg / 1670 lbs			
ENVIRONMENT					
Noise level	Approx. 65 dB(A) running idle, at a distance of 1.0 m / 39.4" from the machine.				
ELECTRICAL DATA					
	Specification				
	Cutting Power at constant duty, S1	Cutting Power at intermittent duty, S3 15%	Max. Power	Nom. Load	Max. Load
Voltage / frequency:					
3 x 200 V / 50 Hz	5.5 kW	7.7 kW	11 kW	24.0 A	59.0 A
3 x 200-210 V / 60 Hz	5.5 kW	7.7 kW	11 kW	22.4 A	56.5 A
3 x 220-230 V / 50 Hz	5.5 kW	7.7 kW	11 kW	20.0 A	50.3 A
3 x 220-240 V / 60 Hz	5.5 kW	7.7 kW	11 kW	19.4 A	45.8 A
3 x 380-415 V / 50 Hz	5.5 kW	7.7 kW	11 kW	11.3 A	28.6 A
3 x 380-415 V / 60 Hz	5.5 kW	7.7 kW	11 kW	11.0 A	26.0 A
3 x 460-480 V / 60 Hz	6.5 kW	9.2 kW	13 kW	11.3 A	26.6 A

Specifications

Axitom-5

Automatic cut-off machine with ExciCut, AxioCut Step, MultiCut, Direct Cut and OptiFeed. With automatic x-table and automatic y-table. 5.5 - 6.5 kW Motor.

For 350 mm dia. cut-off wheels. Cooling unit, drain and clamping tools have to be ordered separately.

Cat. no:	Voltage
05486129	3 x 200 V / 50 Hz
05486130	3 x 200 - 210 V / 60 Hz
05486135	3 x 220 - 230 V / 50 Hz
05486136	3 x 220 - 240 V / 60 Hz
05486146	3 x 380 - 415 V / 50 Hz
05486147	3 x 380 - 415 V / 60 Hz
05486154	3 x 460 - 480 V / 60 Hz

Axitom-5

Automatic cut-off machine with ExciCut, AxioCut Step, Direct Cut and OptiFeed. With automatic y-table.

5.5 - 6.5 kW Motor. For 350 mm dia. cut-off wheels.

Cooling unit, drain and clamping tools have to be ordered separately.

Cat. no:	Voltage
05486229	3 x 200 V / 50 Hz
05486230	3 x 200 - 210 V / 60 Hz
05486235	3 x 220 - 230 V / 50 Hz
05486236	3 x 220 - 240 V / 60 Hz
05486246	3 x 380 - 415 V / 50 Hz
05486247	3 x 380 - 415 V / 60 Hz
05486254	3 x 460 - 480 V / 60 Hz

Axitom-5

Automatic cut-off machine with ExciCut, MultiCut, Direct Cut and OptiFeed. With automatic x-table.

5.5 - 6.5 kW Motor. For 350 mm dia. cut-off wheels.

Cooling unit, drain and clamping tools have to be ordered separately.

Cat. no:	Voltage
05486329	3 x 200 V / 50 Hz
05486330	3 x 200 - 210 V / 60 Hz
05486335	3 x 220 - 230 V / 50 Hz
05486336	3 x 220 - 240 V / 60 Hz
05486346	3 x 380 - 415 V / 50 Hz
05486347	3 x 380 - 415 V / 60 Hz
05486354	3 x 460 - 480 V / 60 Hz

Axitom-5

Automatic cut-off machine with ExciCut, Direct Cut and OptiFeed. 5.5 - 6.5 kW Motor. For 350 mm dia. cut-off wheels. Cooling unit, drain and clamping tools have to be ordered separately.

Cat. no:	Voltage
05486429	3 x 200 V / 50 Hz
05486430	3 x 200 - 210 V / 60 Hz
05486435	3 x 220 - 230 V / 50 Hz
05486436	3 x 220 - 240 V / 60 Hz
05486446	3 x 380 - 415 V / 50 Hz
05486447	3 x 380 - 415 V / 60 Hz
05486454	3 x 460 - 480 V / 60 Hz

Axitom-5

Automatic cut-off machine with MultiCut, Direct Cut and OptiFeed. With automatic x-table. 5.5 - 6.5 kW Motor. For 350 mm dia. cut-off wheels. Cooling unit, drain and clamping tools have to be ordered separately.

Cat. no:	Voltage
05487329	3 x 200 V / 50 Hz
05487330	3 x 200 - 210 V / 60 Hz
05487335	3 x 220 - 230 V / 50 Hz
05487336	3 x 220 - 240 V / 60 Hz
05487346	3 x 380 - 415 V / 50 Hz
05487347	3 x 380 - 415 V / 60 Hz
05487354	3 x 460 - 480 V / 60 Hz

Axitom-5

Automatic cut-off machine with Direct Cut and OptiFeed. 5.5 - 6.5 kW Motor. For 350 mm dia. cut-off wheels.

Cooling unit, drain and clamping tools have to be ordered separately.

Cat. no:	Voltage
05487429	3 x 200 V / 50 Hz
05487430	3 x 200 - 210 V / 60 Hz
05487435	3 x 220 - 230 V / 50 Hz
05487436	3 x 220 - 240 V / 60 Hz
05487446	3 x 380 - 415 V / 50 Hz
05487447	3 x 380 - 415 V / 60 Hz
05487454	3 x 460 - 480 V / 60 Hz

Drain

Drain for Axitom-5 for use with static filter.

Cat. no:
05486908

Drain for Axitom-5 for use with external cooling unit.

Cat. no:
05486909

Safety Extension Box for Axitom-5

For cutting of long samples protruding the cutting chamber, to be mounted on the left hand side of Axitom-5. For samples with a maximum size of h x w:

120 x 170 mm / 4.7" x 6.7"

Cat. no:
05486911

Replacement Stainless Steel Bands for Axitom-5

60 x 220 mm. Set of 2

Cat. no:
05486905

60 x 493 mm. Set of 2

Cat. no:
05486906

AUSTRALIA & NEW ZEALAND

Struers Australia
27 Mayneview Street
Milton QLD 4064
Australia
Phone +61 7 3512 9600
Fax +61 7 3369 8200
info.au@struers.dk

BELGIQUE (Wallonie)

Struers S.A.S.
370, rue du Marché Rollay
F- 94507 Champigny
sur Marne Cedex
Téléphone +33 1 5509 1430
Télécopie +33 1 5509 1449
struers@struers.fr

BELGIUM (Flanders)

Struers GmbH Nederland
Zomerdijk 34 A
3143 CT Maassluis
Telefoon +31 (10) 599 7209
Fax +31 (10) 5997201
netherlands@struers.de

CANADA

Struers Ltd.
7275 West Credit Avenue
Mississauga, Ontario L5H 5M9
Phone +1 905-814-8855
Fax +1 905-814-1440
info@struers.com

CHINA

Struers Ltd.
No. 1696 Zhang Heng Road
Zhang Jiang Hi-Tech Park
Shanghai 201203, P.R. China
Phone +86 (21) 6035 3900
Fax +86 (21) 6035 3999
struers@struers.cn

CZECH REPUBLIC & SLOVAKIA

Struers GmbH Organizační složka
vědeckotechnický park
Přilepská 1920
CZ-252 63 Roztoky u Prahy
Phone +420 233 312 625
Fax +420 233 312 640
czechrepublic@struers.de
slovakia@struers.de

DEUTSCHLAND

Struers GmbH
Carl-Friedrich-Benz-Straße 5
D-47877 Willich
Telefon +49 (0) 2154 486-0
Fax +49 (0) 2154 486-222
verkauf@struers.de

FRANCE

Struers S.A.S.
370, rue du Marché Rollay
F-94507 Champigny
sur Marne Cedex
Téléphone +33 1 5509 1430
Télécopie +33 1 5509 1449
struers@struers.fr

HUNGARY

Struers GmbH
Magyarországi Fióktelep
Tatai ut 53
2821 Gyermely
Phone +36 (34) 880546
Fax +36 (34) 880547
hungary@struers.de

IRELAND

Struers Ltd.
Unit 11 Evolution@ AMP
Whittle Way, Catcliffe
Rotherham S60 5BL
Tel. +44 0845 604 6664
Fax +44 0845 604 6651
info@struers.co.uk

ITALY

Struers Italia
Via Monte Grappa 80/4
20020 Aresè (MI)
Tel. +39-02/38236281
Fax +39-02/38236274
struers.it@struers.it

JAPAN

Marumoto Struers K.K.
Takanawa Muse Bldg.
3-14-13, Higashi-Gotanda,
Shinagawa-ku, Tokyo, 141-0022
Phone +81 3 5688 2914
Fax +81 3 5688 2927
struers@struers.co.jp

Struers ApS

Pederstrupvej 84
DK-2750 Ballerup, Denmark
Phone +45 44 600 800
Fax +45 44 600 801
struers@struers.dk
www.struers.com

NETHERLANDS

Struers GmbH Nederland
Zomerdijk 34 A
3143 CT Maassluis
Telefoon +31 (10) 599 7209
Fax +31 (10) 5997201
netherlands@struers.de

NORWAY

Struers ApS, Norge
Sjøskogveien 44C
1407 Vinterbro
Telefon +47 970 94 285
info@struers.no

ÖSTERREICH

Struers GmbH
Zweigniederlassung Österreich
Betriebsgebiet Puch Nord 8
5412 Puch
Telefon +43 6245 70567
Fax +43 6245 70567-78
austria@struers.de

POLAND

Struers Sp. z o.o.
Oddział w Polsce
ul. Jasnogórska 44
31-358 Kraków
Phone +48 12 661 20 60
Fax +48 12 626 01 46
poland@struers.de

ROMANIA

Struers GmbH, Suceursala Bucuresti
Str. Preciziei nr. 6R
062203 sector 6, Bucuresti
Phone +40 (31) 101 9548
Fax +40 (31) 101 9549
romania@struers.de

SCHWEIZ

Struers GmbH
Zweigniederlassung Schweiz
Weissenbrunnstraße 41
CH-8903 Birrnensdorf
Telefon +41 44 777 63 07
Fax +41 44 777 63 09
switzerland@struers.de

SINGAPORE

Struers Singapore
627A Aljunied Road,
#07-08 BizTech Centre
Singapore 389842
Phone +65 6299 2268
Fax +65 6299 2661
struers.sg@struers.dk

SPAIN

Struers España
Camino Cerro de los Gamos 1
Building 1 - Pozuelo de Alarcón
CP 28224 Madrid
Teléfono +34 917 901 204
Fax +34 917 901 112
struers.es@struers.es

SUOMI

Struers ApS, Suomi
Hietalahdenranta 13
00180 Helsinki
Puhelin +358 (0)207 919 430
Faksi +358 (0)207 919 431
finland@struers.fi

SWEDEN

Struers Sverige
Box 20038
161 02 Bromma
Telefon +46 (0)8 447 53 90
Telefax +46 (0)8 447 53 99
info@struers.se

UNITED KINGDOM

Struers Ltd.
Unit 11 Evolution @ AMP
Whittle Way, Catcliffe
Rotherham S60 5BL
Tel. +44 0845 604 6664
Fax +44 0845 604 6651
info@struers.co.uk

USA

Struers Inc.
24766 Detroit Road
Westlake, OH 44145-1598
Phone +1 440 871 0071
Fax +1 440 871 8188
info@struers.com

Struers' equipment is in conformity with the provisions of the applicable International Directives and their appurtenant Standards. (Please contact you local supplier for details)

Struers' products are subject to constant product development.

Therefore, we reserve the right to introduce changes in our products without notice.

Axitom-5 is protected under EP Pat no. 0743889.