

Labs in-between

application@struers.dk



Elisabeth Weidmann
Struers A/S
Valhøjs Allé 176
DK-2610 Rødovre
Telefon 36 70 35 00



Brigitte Duclos
Struers S.A.S.
370, rue du Marché Rollay
F-94507 Champigny
sur Marne Cedex
Téléphone
+33 1 55 09 14 30/31



Bill Taylor
Struers Ltd.
Erskine Ferry Road
Old Kilpatrick
Glasgow G60 5EU
Telephone 01 389 877 222



Judy Arner
Struers Inc.
810 Sharon Drive
Westlake, Ohio 44145
Telephone (888) 787-8377



Heinz-Hubert Cloeren
Struers GmbH
Karl-Arnold-Strasse 13 B
D - 47877 Willich
Telefon +49/(0) 21 54/4 86-0



John McElwain
Struers Inc.
810 Sharon Drive
Westlake, Ohio 44145
Telephone (888) 787-8377



Günther Müller
Struers GmbH
Karl-Arnold-Strasse 13 B
D - 47877 Willich
Telefon +49/(0) 21 54/4 86-0



Len Taylor
Struers Inc.
810 Sharon Drive
Westlake, Ohio 44145
Telephone (888) 787-8377



Anne Guesnier
Struers A/S
Valhøjs Allé 176
DK-2610 Rødovre
Telefon 36 70 35 00



Birgitte Nielsen
Struers A/S
Valhøjs Allé 176
DK-2610 Rødovre
Telefon 36 70 35 00



Ryoji Sakamoto
Marumoto Struers K.K.
Takara 3rd Building 18-6,
Higashi Ueno 1-chome
Taito-ku, Tokyo 110-0015,
Phone: +81 3 5688-2914




Shigeki Tachikawa
Marumoto Struers K.K.
Takara 3rd Building 18-6,
Higashi Ueno 1-chome
Taito-ku, Tokyo 110-0015,
Phone: +81 3 5688-2914

From one of our Danish customers, Mikael Søgaard at the Danish Technological Institute in Aarhus, we received the following beautiful micrographs of a weld.

The material is AISI 904L; a high alloyed austenitic stainless steel. After the metallographic preparation (see table 1), special care was taken to etch the specimen to develop the microstructure. The specimen was etched according to Beraha II. The specimen is kept wet after cleaning and immersed into the etchant in the wet condition.

Fig. 1: 200x Fusion line between base material and weld



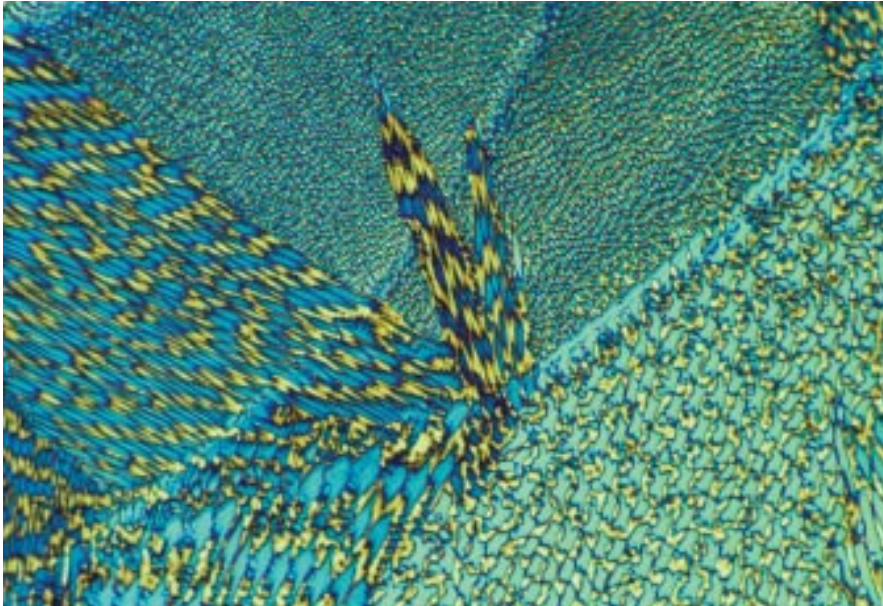



Fig. 2:
200x, Part of the weld



	PG	FG 1	FG 2	DP 1	DP 2	DP 3	OP
Surface	SiC-paper	SiC-paper	MD-Allegro	MD-Dur	MD-Dac	MD-Nap	MD-Chem
Abrasive	SiC	SiC	DP-Susp. P	DP-Susp. P	DP-Susp. P	DP-Susp. P	OP-S
Grit/grain size	120	220	9 µm	9 µm	6 µm	6 µm	-
Lubricant	Water	Water	DP-Green	DP-Green	DP-Green	DP-Green	-
[rpm]	300	300	150	150	150	150	150
Force [N]	30	30	30	30	25	20	20 / 5
Time [min]	1	1	5	5	3	3	2 min / 20 sec flushing with water

Table 1




Fig. 3: 200x,
Part of the weld



If you have prepared any samples where you are particularly proud of the result and with excellent micrographs documenting the microstructure please do not hesitate to send them to the editorial board of Structure.

We need details about the material, the preparation method and the magnification of the micrographs.